



- 
- > 2018 8
  - > 2019 8
  - > 2020 5 1000
  - > 2021 4 1000
  - > 2022 7 2000
  - > 2022 10 2022 38
  - > 2023 7 3000
  - > 2023 8
  - > 2023 8
  - > 2023 11 2023
  - > 2023 11
  - > 2023 11 3500 2000
  - > 2023 12

---

80  
" " 18  
100%  
" "  
" "


# 01

---


## 1.1

## TOPCon

MIT      6%-7%      2020-2022      2021  
26      100      90



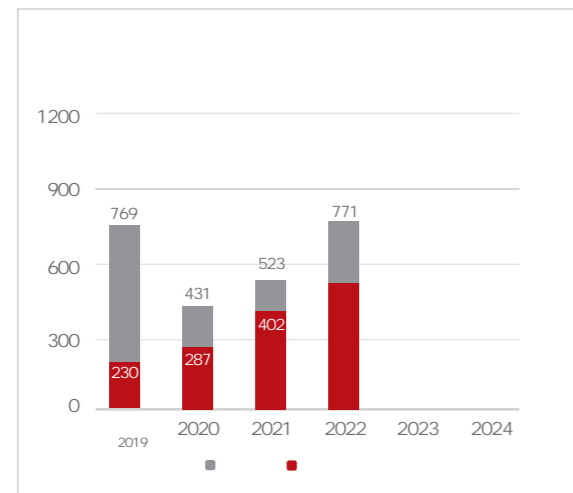
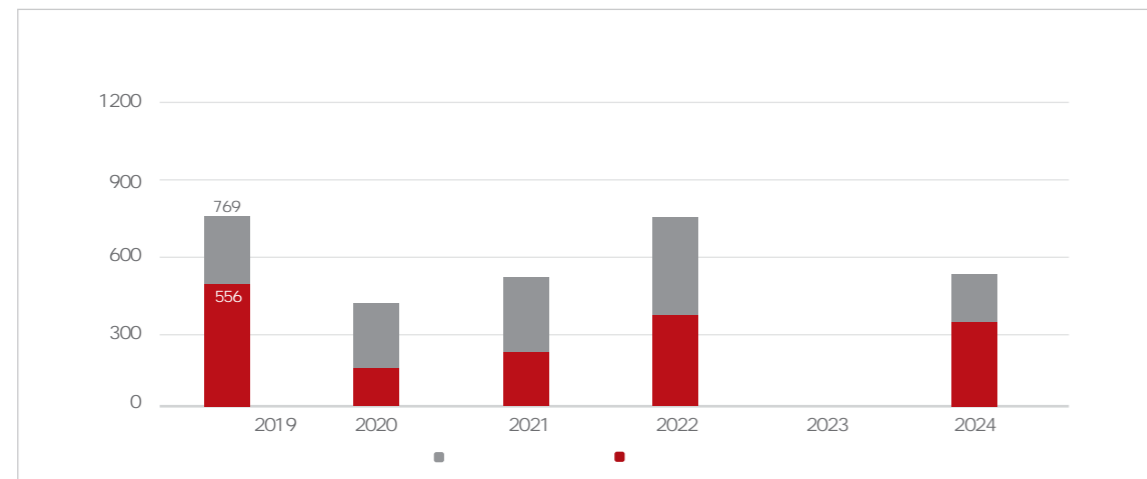
IT



4100                      2300

55.6%                      63.6%                      N TOPCon

467



TOPCon BC

